

FORESTRY WHIRLIGIG

First, choose and spell out a natural element while moving the whirligig open and closed in different directions with each letter.

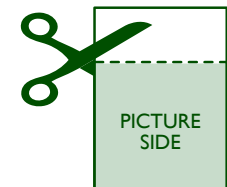
Second, choose among the most common types of trees growing in the City of Madison. Repeat the process as you did with the natural elements spelling out the tree name.

Finally, pick a new tree, and unfold the flap to read a fun fact about our urban forest!

This game can be played individually or with a partner!

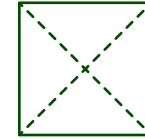
HOW TO FOLD:

Cut along dashed line

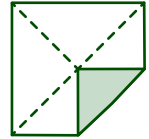


Directions continued on the back →

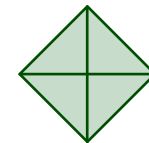
With picture side down, fold the square diagonally to create creases making an X




Fold all corners so each point meet in the middle of the X



Repeat until all corners are folded into the center



Flip the whirligig over



Fold all corners so each point meet in the middle



It should now look like this



Fold the whirligig in half like a taco in each direction to create creases



Insert fingers and work the creases to form the four points and play!



For more information about our urban forest, visit our website, www.cityofmadison.com/Forestry